

THE CLIMBING PARTY



and Your Role In It



It's **NOT** all about knots
and carabiners





The Happy Climbers (before)



What to take?

Clothing & Equipment

- Matrix in your Handbook
- Trade-off:
 - Comfort & safety v weight
 - How do you know?
- Study your pack after climbs

What to take?

Food

- Take some extra
- Most take too much
- Take food you like



The Approach

Navigation



The group comes together



Careful
Here!

Not all the
danger is at
high elevation



EFFICIENCY


Is Not Necessarily Speed

- Organize
- Think ahead
- Keep moving

First View of Kangaroo Temple



Talus



The Couloir - a dangerous place





Leader Starts Up



Put
Yourself
in This
Picture



Leader setting pro





Let us consider:

Exposure,
Fear,
& Danger

Kangaroo
Temple

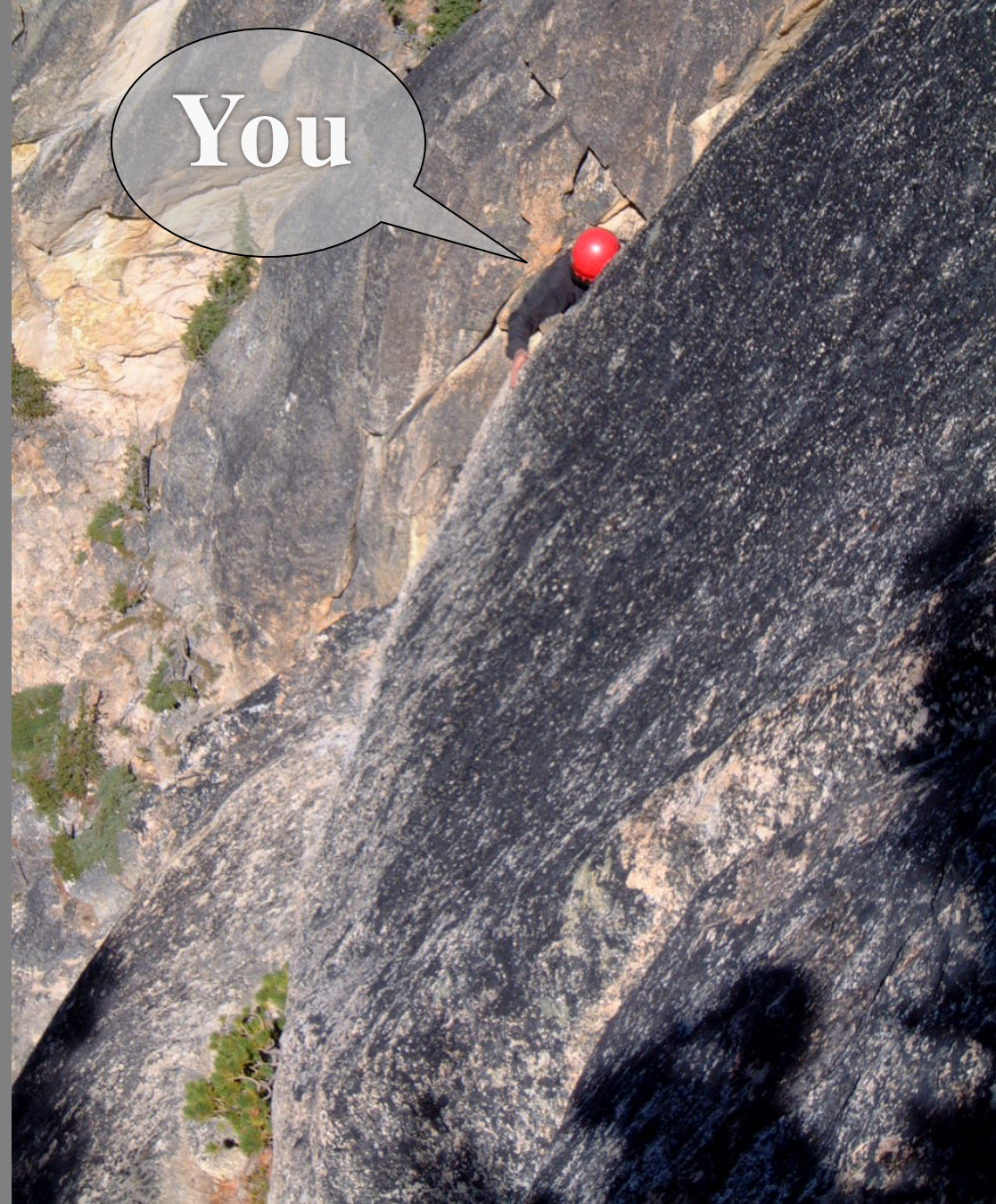
Starting
Around the
Corner



Exposure

(It's 500' straight
down)

Yikes!! -----
Guaranteed to get
your attention



**BUT... Look at
this system.**

**Will it hold the
climber's weight?**

Scary, sure!

**But how
dangerous?**



RIGHT

Rockfall did this

27 APR 2008
PORTABLE

U 5 17 58 08
WALLACE, DEE S
17882191 AGE 8
LARGE ANATOMY

Did the
accident
happen in a
scary place
like this?



Or ...
In an ordinary-
looking place
like this?






Nearing the Summit







Summit Euphoria




Phase 1



Summit Euphoria Phase 2

Tough Climb
...and we still
have to go
DOWN!



and inevitably ...

The Descent

Rappelling Off Whitehorse



Kangaroo Temple



Looks
vertical

Because
it IS



Heading Down



Heading Down

