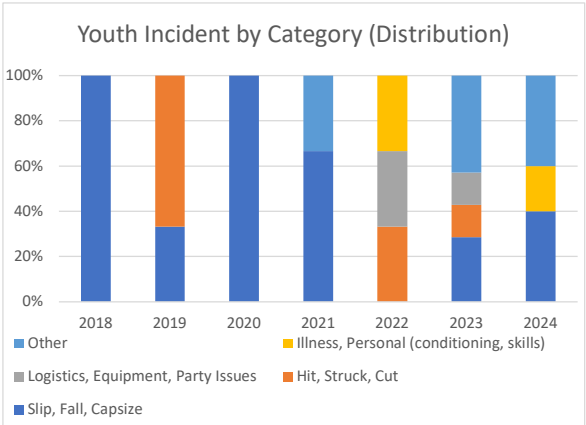
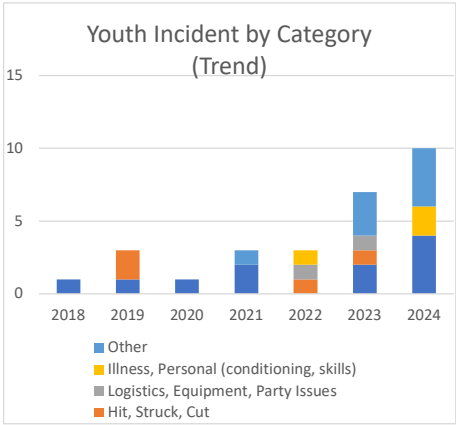


Youth Incidents by Category

Through 4Q 2024

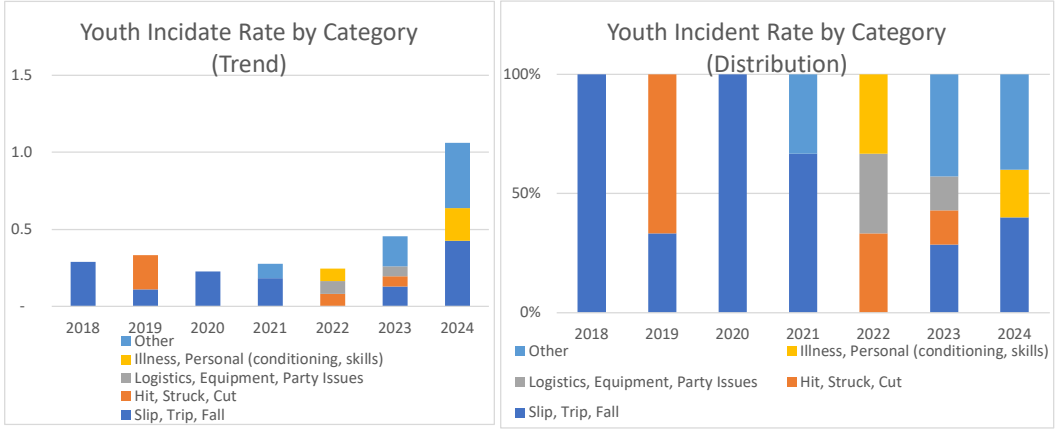
	2018	2019	2020	2021	2022	2023	2024
Safety Concern							
Informational				1			
Other						3	4
Illness or Personal issues (conditioning, lack of skill)					1		2
Logistics, Equipment Issues, Party Issues					1	1	
Hit, Struck, Cut		2			1	1	
Slip, Fall, Capsize	1	1	1	2		2	4
Grand Total	1	3	1	3	3	7	10
Slip, Fall, Capsize	1	1	1	2	0	2	4
Hit, Struck, Cut	0	2	0	0	1	1	
Logistics, Equipment, Party Issues	0	0	0	0	1	1	
Illness, Personal (conditioning, skills)	0	0	0	0	1	0	2
Other	0	0	0	1	0	3	4
Total	1	3	1	3	3	7	10
Slip, Trip, Fall %	100%	33%	100%	67%	0%	29%	40%
Hit, Struck, Cut %	0%	67%	0%	0%	33%	14%	0%
Logistics, Equipment, Party Issues %	0%	0%	0%	0%	33%	14%	0%
Illness, Personal (condition, skills) %	0%	0%	0%	0%	33%	0%	20%
Other	0%	0%	0%	33%	0%	43%	40%



Youth Incident Rate by Category

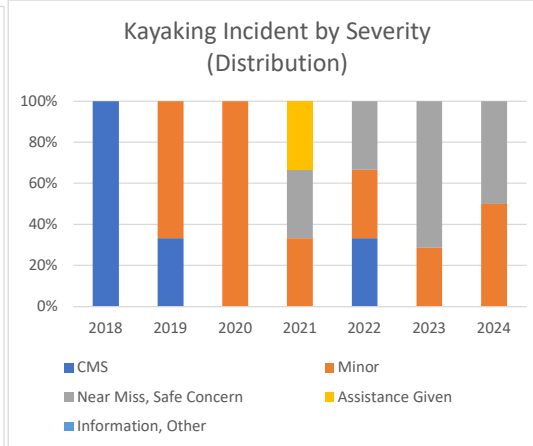
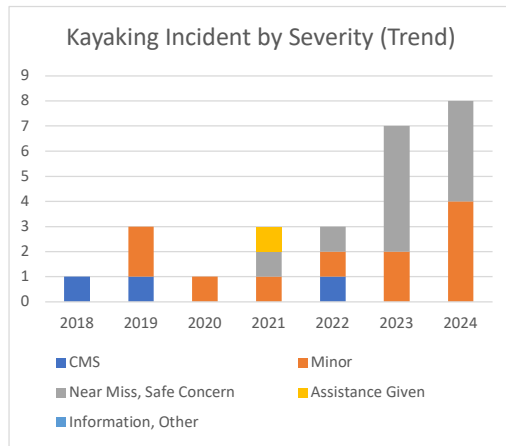
Through 4Q 2024

	2018	2019	2020	2021	2022	2023	2024
Slip, Trip, Fall	0.3	0.1	0.2	0.2	-	0.1	0.4
Hit, Struck, Cut	-	0.2	-	-	0.1	0.1	-
Logistics, Equipment, Party Issues	-	-	-	-	0.1	0.1	-
Illness, Personal (conditioning, skills)	-	-	-	-	0.1	-	0.2
Other	-	-	-	0.1	-	0.2	0.4
Total	0.3	0.3	0.2	0.3	0.2	0.5	1.1
Slip, Trip, Fall	100%	33%	100%	67%	0%	29%	40%
Hit, Struck, Cut	0%	67%	0%	0%	33%	14%	0%
Logistics, Equipment, Party Issues	0%	0%	0%	0%	33%	14%	0%
Illness, Personal (conditioning, skills)	0%	0%	0%	0%	33%	0%	20%
Other	0%	0%	0%	33%	0%	43%	40%



Through 4Q 2024

Youth Incident by Severity	2018	2019	2020	2021	2022	2023	2024
CMS	1	1	0	0	1	0	0
Minor	0	2	1	1	1	2	4
Near Miss, Safe Concern	0	0	0	1	1	5	4
Assistance Given	0	0	0	1	0	0	0
Information, Other	0	0	0	0	0	0	0
Total	1	3	1	3	3	7	8
CMS %	100%	33%	0%	0%	33%	0%	0%
Minor %	0%	67%	100%	33%	33%	29%	50%
Near Miss, Safe Concern %	0%	0%	0%	33%	33%	71%	50%
Assistance Given %	0%	0%	0%	33%	0%	0%	0%
Information, Other %	0%	0%	0%	0%	0%	0%	0%



Youth Incident Rates by Severity

Through 4Q 2024

	2018	2019	2020	2021	2022	2023	2024
CMS	0.3	0.1	-	-	0.1	-	-
Minor	-	0.2	0.2	0.1	0.1	0.1	0.4
Near Miss, Safe Concern	-	-	-	0.1	0.1	0.3	0.4
Assistance Given	-	-	-	0.1	-	-	-
Information, Other	-	-	-	-	-	-	-
Total	0.3	0.3	0.2	0.3	0.2	0.5	0.8
CMS	100%	33%	0%	0%	33%	0%	0%
Minor	0%	67%	100%	33%	33%	29%	50%
Near Miss, Safe Concern	0%	0%	0%	33%	33%	71%	50%
Assistance Given	0%	0%	0%	33%	0%	0%	0%
Information, Other	0%	0%	0%	0%	0%	0%	0%

