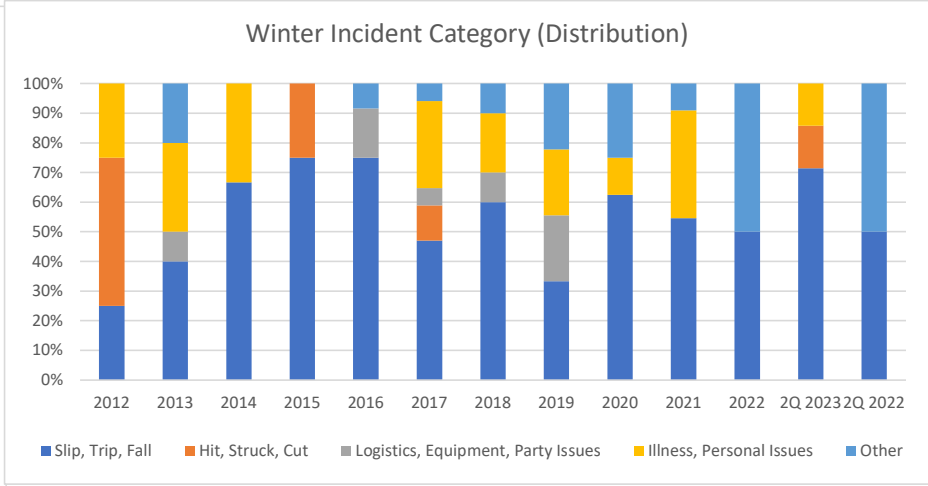
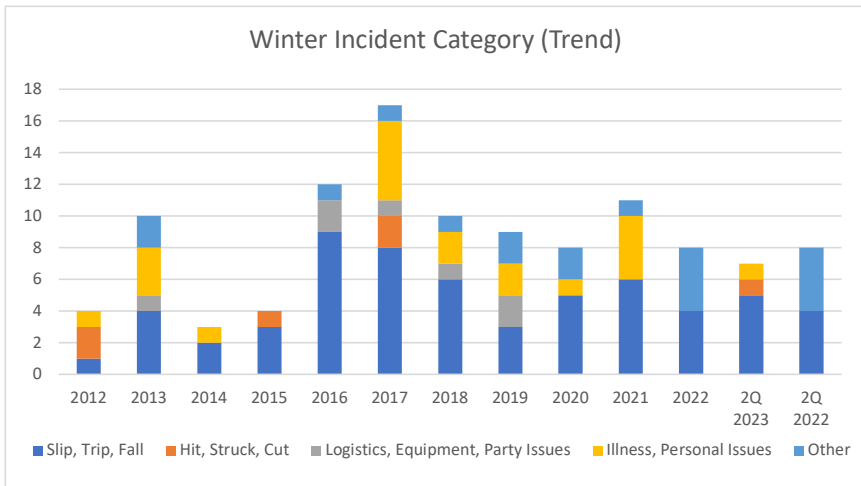


**Winter Incidents by Category**

**(Back Country Ski, Nordic Ski, Cross Country Ski, Snowshoe, Winter Scramble)**

**Through 2Q 2023**

	2012	2013	2014	2015	2016	2017	2018	2019	2020	2021	2022	2Q 2023	2Q 2022
Slip, Trip, Fall	1	4	2	3	9	8	6	3	5	6	4	5	4
Hit, Struck, Cut	2	0	0	1	0	2	0	0	0	0	0	0	1
Logistics, Equipment, Party Issues	0	1	0	0	2	1	1	2	0	0	0	0	0
Illness, Personal Issues	1	3	1	0	0	5	2	2	1	4	0	1	0
Other	0	2	0	0	1	1	1	2	2	1	4	0	4
<b>Grand Total</b>	<b>4</b>	<b>10</b>	<b>3</b>	<b>4</b>	<b>12</b>	<b>17</b>	<b>10</b>	<b>9</b>	<b>8</b>	<b>11</b>	<b>8</b>	<b>7</b>	<b>8</b>
Slip, Trip, Fall %	25%	40%	67%	75%	75%	47%	60%	33%	63%	55%	50%	71%	50%
Hit, Struck, Cut %	50%	0%	0%	25%	0%	12%	0%	0%	0%	0%	0%	14%	0%
Logistics, Eqpmt, Party Issues %	0%	10%	0%	0%	17%	6%	10%	22%	0%	0%	0%	0%	0%
Illness, Personal Issues %	25%	30%	33%	0%	0%	29%	20%	22%	13%	36%	0%	14%	0%

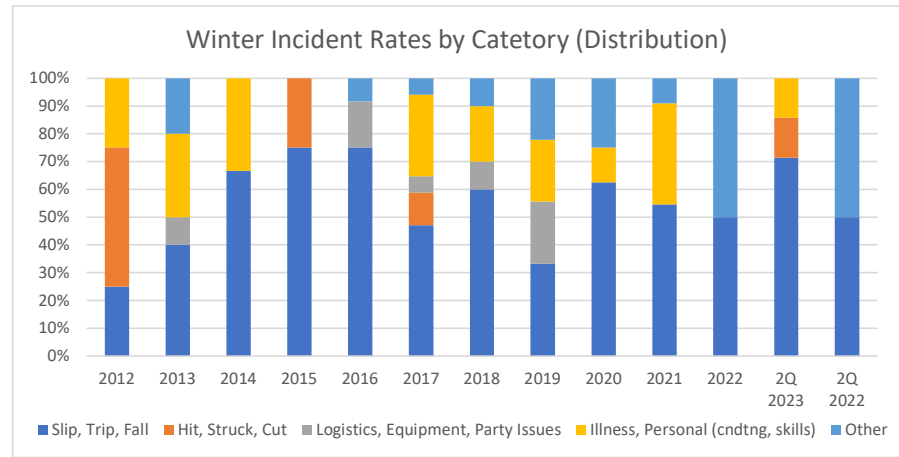
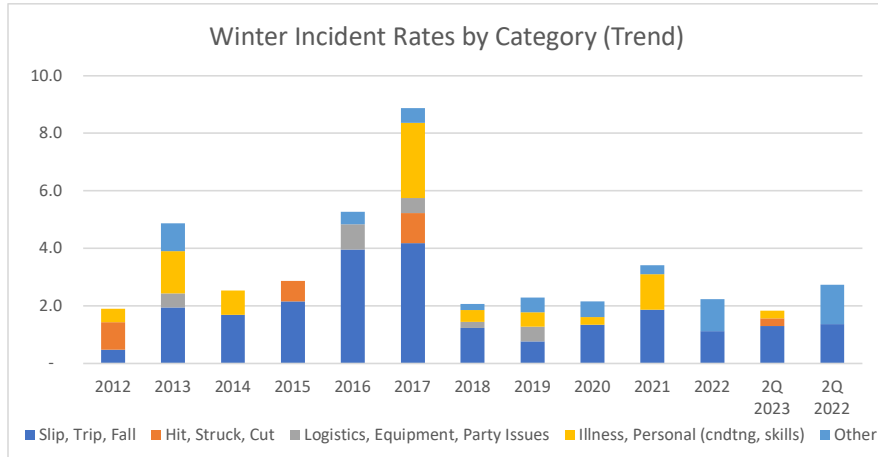


**Winter Incident Rates by Category**

**(Back Country Ski, Nordic Ski, Cross Country Ski, Snowshoe, Winter Scramble)**

**Through 2Q 2023**

Winter Category Rates	2012	2013	2014	2015	2016	2017	2018	2019	2020	2021	2022	2Q 2023	2Q 2022
Slip, Trip, Fall	0.5	1.9	1.7	2.1	4.0	4.2	1.2	0.8	1.3	1.9	1.1	1.3	1.4
Hit, Struck, Cut	0.9	-	-	0.7	-	1.0	-	-	-	-	-	0.3	-
Logistics, Equipment, Party Issues	-	0.5	-	-	0.9	0.5	0.2	0.5	-	-	-	-	-
Illness, Personal (cndtng, skills)	0.5	1.5	0.8	-	-	2.6	0.4	0.5	0.3	1.2	-	0.3	-
Other	-	1.0	-	-	0.4	0.5	0.2	0.5	0.5	0.3	1.1	-	1.4
<b>Grand Total</b>	<b>1.9</b>	<b>4.9</b>	<b>2.5</b>	<b>2.9</b>	<b>5.3</b>	<b>8.9</b>	<b>2.1</b>	<b>2.3</b>	<b>2.1</b>	<b>3.4</b>	<b>2.2</b>	<b>1.8</b>	<b>2.7</b>
Slip, Trip, Fall	25%	40%	67%	75%	75%	47%	60%	33%	63%	55%	50%	71%	50%
Hit, Struck, Cut	50%	0%	0%	25%	0%	12%	0%	0%	0%	0%	0%	14%	0%
Logistics, Equipment, Party Issues	0%	10%	0%	0%	17%	6%	10%	22%	0%	0%	0%	0%	0%
Illness, Personal (cndtng, skills)	25%	30%	33%	0%	0%	29%	20%	22%	13%	36%	0%	14%	0%
Other	0%	20%	0%	0%	8%	6%	10%	22%	25%	9%	50%	0%	50%



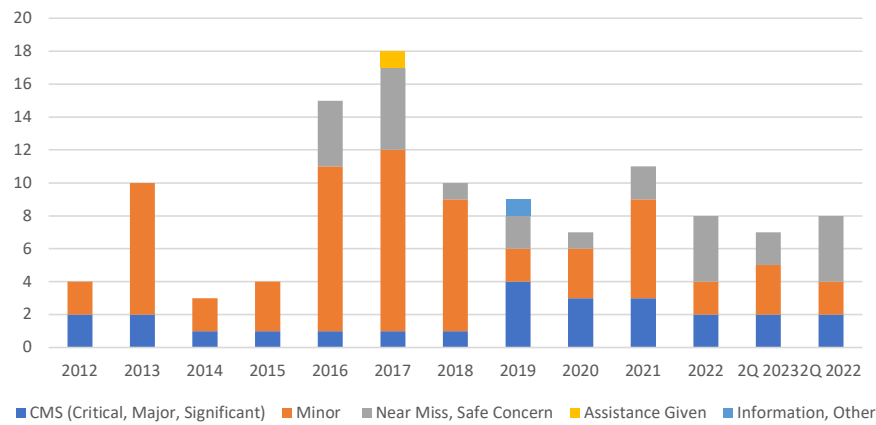
**Winter Incidents by Severity**

**(Back Country Ski, Nordic Ski, Cross Country Ski, Snowshoe, Winter Scramble)**

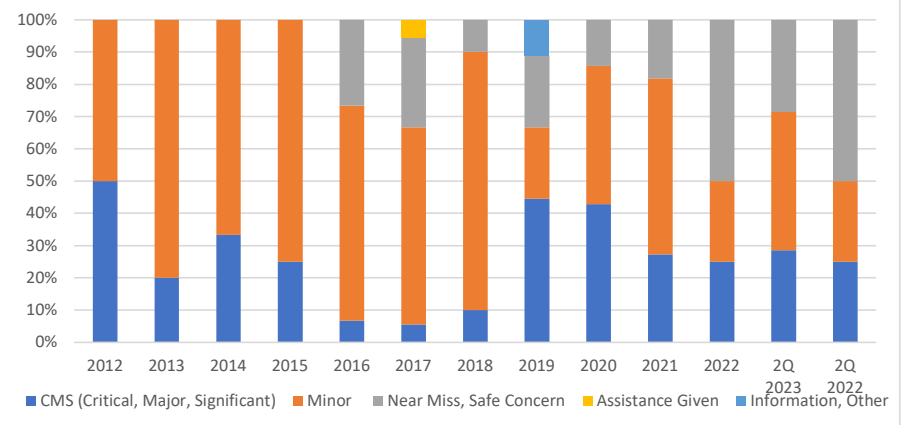
**Through 2Q 2023**

	2012	2013	2014	2015	2016	2017	2018	2019	2020	2021	2022	2Q 2023	2Q 2022
CMS (Critical, Major, Significant)	2	2	1	1	1	1	1	4	3	3	2	2	2
Minor	2	8	2	3	10	11	8	2	3	6	2	3	2
Near Miss, Safe Concern	0	0	0	0	4	5	1	2	1	2	4	2	4
Assistance Given	0	0	0	0	0	1	0	0	0	0	0	0	0
Information, Other	0	0	0	0	0	0	0	1	0	0	0	0	0
<b>Total</b>	<b>4</b>	<b>10</b>	<b>3</b>	<b>4</b>	<b>15</b>	<b>18</b>	<b>10</b>	<b>9</b>	<b>7</b>	<b>11</b>	<b>8</b>	<b>7</b>	<b>8</b>
CMS %	50%	20%	33%	25%	7%	6%	10%	44%	43%	27%	25%	29%	25%
Minor %	50%	80%	67%	75%	67%	61%	80%	22%	43%	55%	25%	43%	25%
Near Miss, Safe Concern %	0%	0%	0%	0%	27%	28%	10%	22%	14%	18%	50%	29%	50%
Assistance Given %	0%	0%	0%	0%	0%	6%	0%	0%	0%	0%	0%	0%	0%
Information, Other %	0%	0%	0%	0%	0%	0%	0%	11%	0%	0%	0%	0%	0%

Winter Incident by Severity (Trend)



Winter Incident by Severity (Distribution)



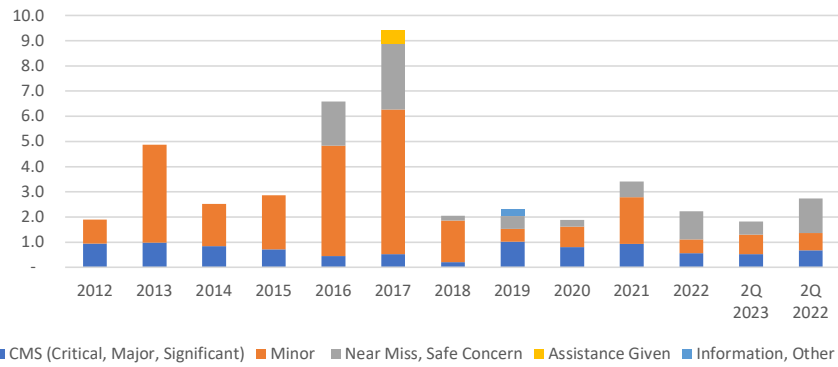
**Winter Incident Rates by Severity**

**(Back Country Ski, Nordic Ski, Cross Country Ski, Snowshoe, Winter Scramble)**

**Through 2Q 2023**

	2012	2013	2014	2015	2016	2017	2018	2019	2020	2021	2022	2Q 2023	2Q 2022
CMS (Critical, Major, Significant)	0.9	1.0	0.8	0.7	0.4	0.5	0.2	1.0	0.8	0.9	0.6	0.5	0.7
Minor	0.9	3.9	1.7	2.1	4.4	5.7	1.6	0.5	0.8	1.9	0.6	0.8	0.7
Near Miss, Safe Concern	-	-	-	-	1.8	2.6	0.2	0.5	0.3	0.6	1.1	0.5	1.4
Assistance Given	-	-	-	-	-	0.5	-	-	-	-	-	-	-
Information, Other	-	-	-	-	-	-	-	0.3	-	-	-	-	-
<b>Total</b>	<b>1.9</b>	<b>4.9</b>	<b>2.5</b>	<b>2.9</b>	<b>6.6</b>	<b>9.4</b>	<b>2.1</b>	<b>2.3</b>	<b>1.9</b>	<b>3.4</b>	<b>2.2</b>	<b>1.8</b>	<b>2.7</b>
CMS (Critical, Major, Significant)	50%	20%	33%	25%	7%	6%	10%	44%	43%	27%	25%	29%	25%
Minor	50%	80%	67%	75%	67%	61%	80%	22%	43%	55%	25%	43%	25%
Near Miss, Safe Concern	0%	0%	0%	0%	27%	28%	10%	22%	14%	18%	50%	29%	50%
Assistance Given	0%	0%	0%	0%	0%	6%	0%	0%	0%	0%	0%	0%	0%
Information, Other	0%	0%	0%	0%	0%	0%	0%	11%	0%	0%	0%	0%	0%

Winter Incident Rate by Severity (Trend)



Winter Incident Rate by Severity (Distribution)

