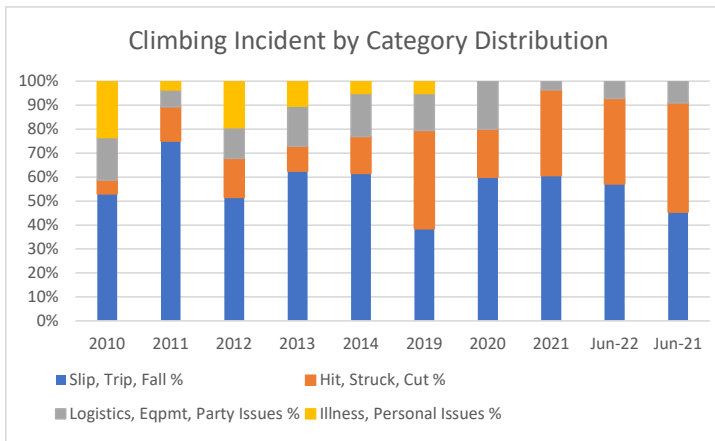
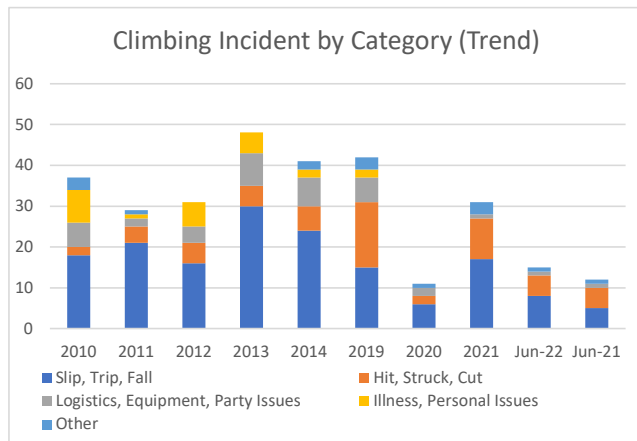


Climbing Incidents by Category

Through June 2022

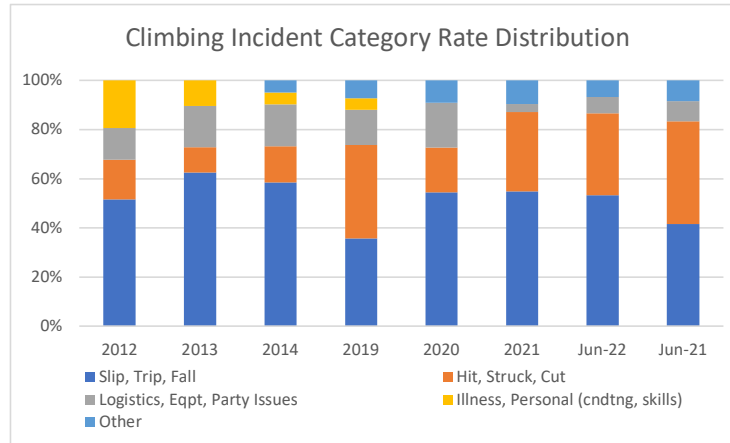
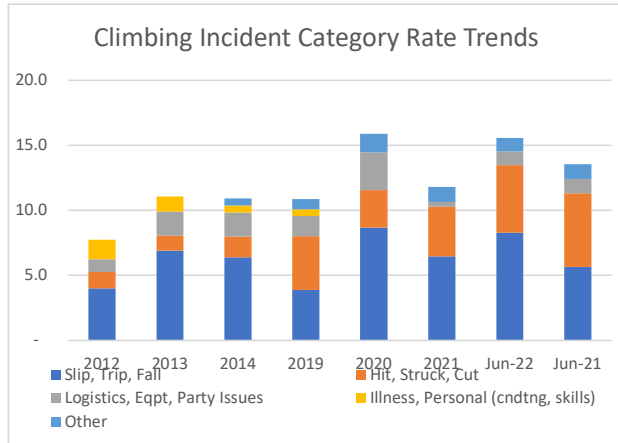
	2010	2011	2012	2013	2014	2019	2020	2021	Jun-22	Jun-21
Slip, Trip, Fall	18	21	16	30	24	15	6	17	8	5
Hit, Struck, Cut	2	4	5	5	6	16	2	10	5	5
Logistics, Equipment, Party Issues	6	2	4	8	7	6	2	1	1	1
Illness, Personal Issues	8	1	6	5	2	2	0	0	0	0
Other	3	1	0	0	2	3	1	3	1	1
Total	37	29	31	48	41	42	11	31	15	12
Slip, Trip, Fall %	49%	72%	52%	63%	59%	36%	55%	55%	53%	42%
Hit, Struck, Cut %	5%	14%	16%	10%	15%	38%	18%	32%	33%	42%
Logistics, Eqmpt, Party Issues %	16%	7%	13%	17%	17%	14%	18%	3%	7%	8%
Illness, Personal Issues %	22%	3%	19%	10%	5%	5%	0%	0%	0%	0%



Climbing Incident Rates by Category

Through June 2022

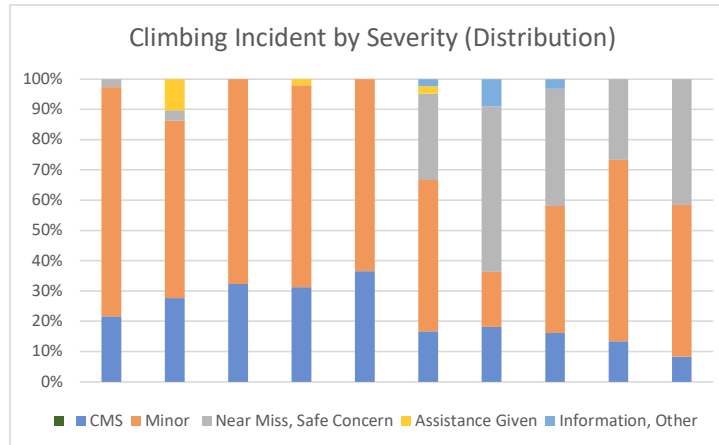
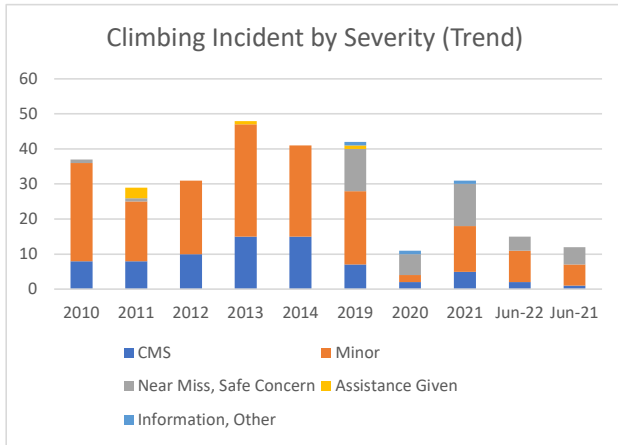
	2012	2013	2014	2019	2020	2021	Jun-22	Jun-21
Slip, Trip, Fall	4.0	6.9	6.4	3.9	8.7	6.5	8.3	5.6
Hit, Struck, Cut	1.2	1.2	1.6	4.1	2.9	3.8	5.2	5.6
Logistics, Eqpt, Party Issues	1.0	1.8	1.9	1.6	2.9	0.4	1.0	1.1
Illness, Personal (cndtng, skills)	1.5	1.2	0.5	0.5	-	-	-	-
Other	-	-	0.5	0.8	1.4	1.1	1.0	1.1
Total	7.7	11.1	10.9	10.9	15.9	11.8	15.6	13.6
Slip, Trip, Fall	52%	63%	59%	36%	55%	55%	53%	42%
Hit, Struck, Cut	16%	10%	15%	38%	18%	32%	33%	42%
Logistics, Eqpt, Party Issues	13%	17%	17%	14%	18%	3%	7%	8%
Illness, Personal (cndtng, skills)	19%	10%	5%	5%	0%	0%	0%	0%
Other	0%	0%	5%	7%	9%	10%	7%	8%



Climbing Incidents by Severity

Through June 2022

	2010	2011	2012	2013	2014	2019	2020	2021	Jun-22	Jun-21
CMS	8	8	10	15	15	7	2	5	2	1
Minor	28	17	21	32	26	21	2	13	9	6
Near Miss, Safe Concern	1	1	0	0	0	12	6	12	4	5
Assistance Given	0	3	0	1	0	1	0	0	0	0
Information, Other	0	0	0	0	0	1	1	1	0	0
Total	37	29	31	48	41	42	11	31	15	12
CMS %	22%	28%	32%	31%	37%	17%	18%	16%	13%	8%
Minor %	76%	59%	68%	67%	63%	50%	18%	42%	60%	50%
Near Miss, Safety Concern %	3%	3%	0%	0%	0%	29%	55%	39%	27%	42%
Assistance Given %	0%	10%	0%	2%	0%	2%	0%	0%	0%	0%
Information, Other %	0%	0%	0%	0%	0%	2%	9%	3%	0%	0%



Climbing Incident Rates by Severity

Through June 2022

	2012	2013	2014	2019	2020	2021	Jun-22	Jun-21
CMS	2.5	3.5	4.0	1.8	2.9	1.9	2.1	1.1
Minor	5.2	7.4	6.9	5.4	2.9	4.9	9.3	6.8
Near Miss, Safety Concern	-	-	-	3.1	8.7	4.6	4.1	5.6
Assistance Given	-	0.2	-	0.3	-	-	-	-
Information, Other	-	-	-	0.3	1.4	0.4	-	-
Total	7.7	11.1	10.9	10.9	15.9	11.8	15.6	13.6
CMS	32%	31%	37%	17%	18%	16%	13%	8%
Minor	68%	67%	63%	50%	18%	42%	60%	50%
Near Miss, Safety Concern	0%	0%	0%	29%	55%	39%	27%	42%
Assistance Given	0%	2%	0%	2%	0%	0%	0%	0%
Information, Other	0%	0%	0%	2%	9%	3%	0%	0%

